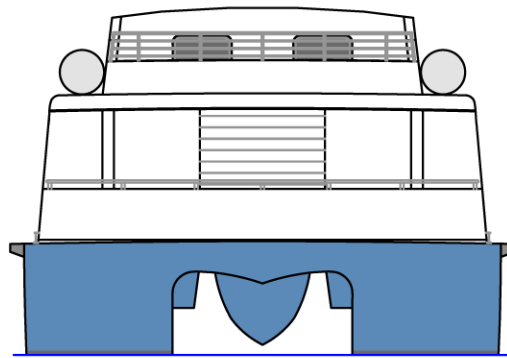
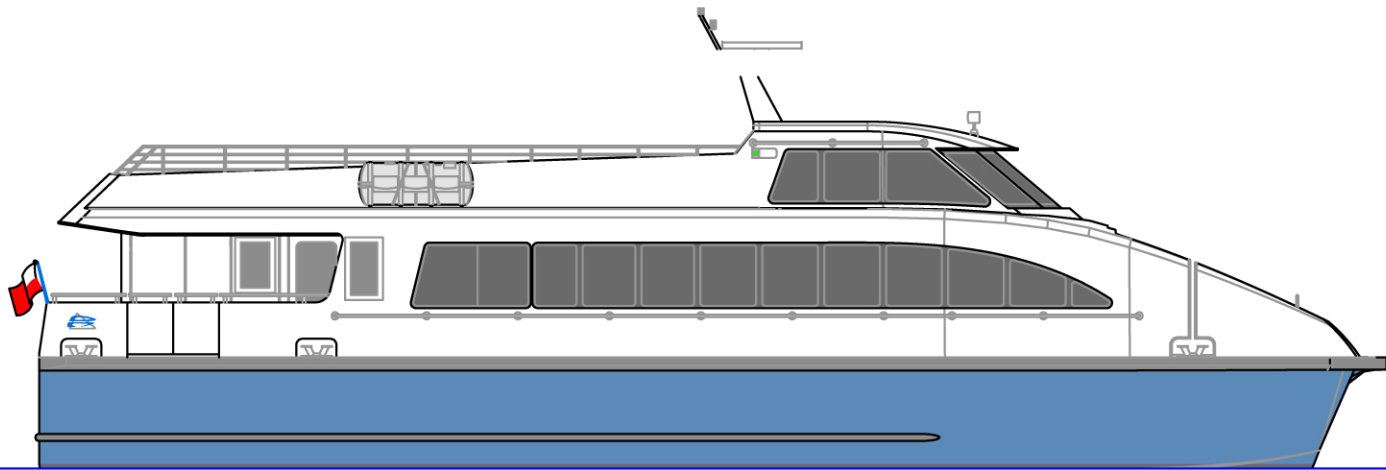


Bow View



Stern View

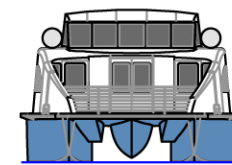


Exterior Profile

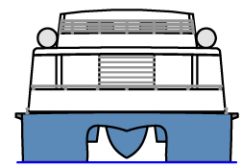
LEADING PARTICULARS

Length (OA)	72' 3"
Length (WL)	68' 6"
Beam (Moulded)	25' 9"
Passengers (Seated interior)	56
Passengers (upper deck)	26
Engines	2 x Caterpillar C18
Rating	600 bhp @ 1800 rpm
Service Speed-Laden	11 kn @ 55% MCR
Fuel Consumption	Approx 30 GPH*
Fuel Capacity	1500 gal
Propulsion	Propeller
Hull Type	Catamaran

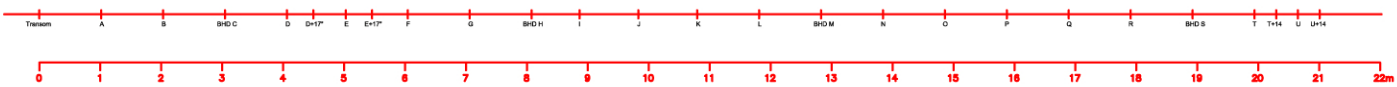
* Fuel consumption calculation does not include generator fuel consumption



Bow View



Stern View



Teknicraft Design Ltd
 PO Box 34-712
 Birkenhead
 Auckland
 New Zealand
 Tel: +64 9 482 3331
 Fax: +64 9 482 3334
 Email: design@teknicraft.com

VESSEL: **72' Commuter Ferry**

DRAWING: **General Arrangement**

DRAWING No. T22F126-100-001 Rev A



PROPRIETARY INFORMATION
 THIS DOCUMENT IS PROPRIETARY! NO DATA OR DESIGN SHALL BE COPIED, REPRODUCED, DISCLOSED OR SUBMITTED TO ANY THIRD PARTY OR USED FOR CONSTRUCTION OR MANUFACTURE WHOLE OR IN PART, OF ANY PRODUCT DEFINED WITHOUT PRIOR WRITTEN CONSENT OF TEKNI-CRAFT DESIGN LIMITED, NEW ZEALAND